




Increasing survey reach via Community Hubs



Community Hubs

'Community Hubs' were created by schools with the support of Kirklees Council to improve the delivery of local services, particularly in relation to outcomes for children.

These 19 Hubs are centred on schools, working in partnership with local service providers and businesses to reflect and serve the needs of their community.

In 2018, the Public Health Intelligence team utilised the Community Hub network for the first time, to engage with schools in advance of our regular Young People's Survey (YPS) of Year 9 pupils and ensure the broadest possible coverage.

Young People's Survey



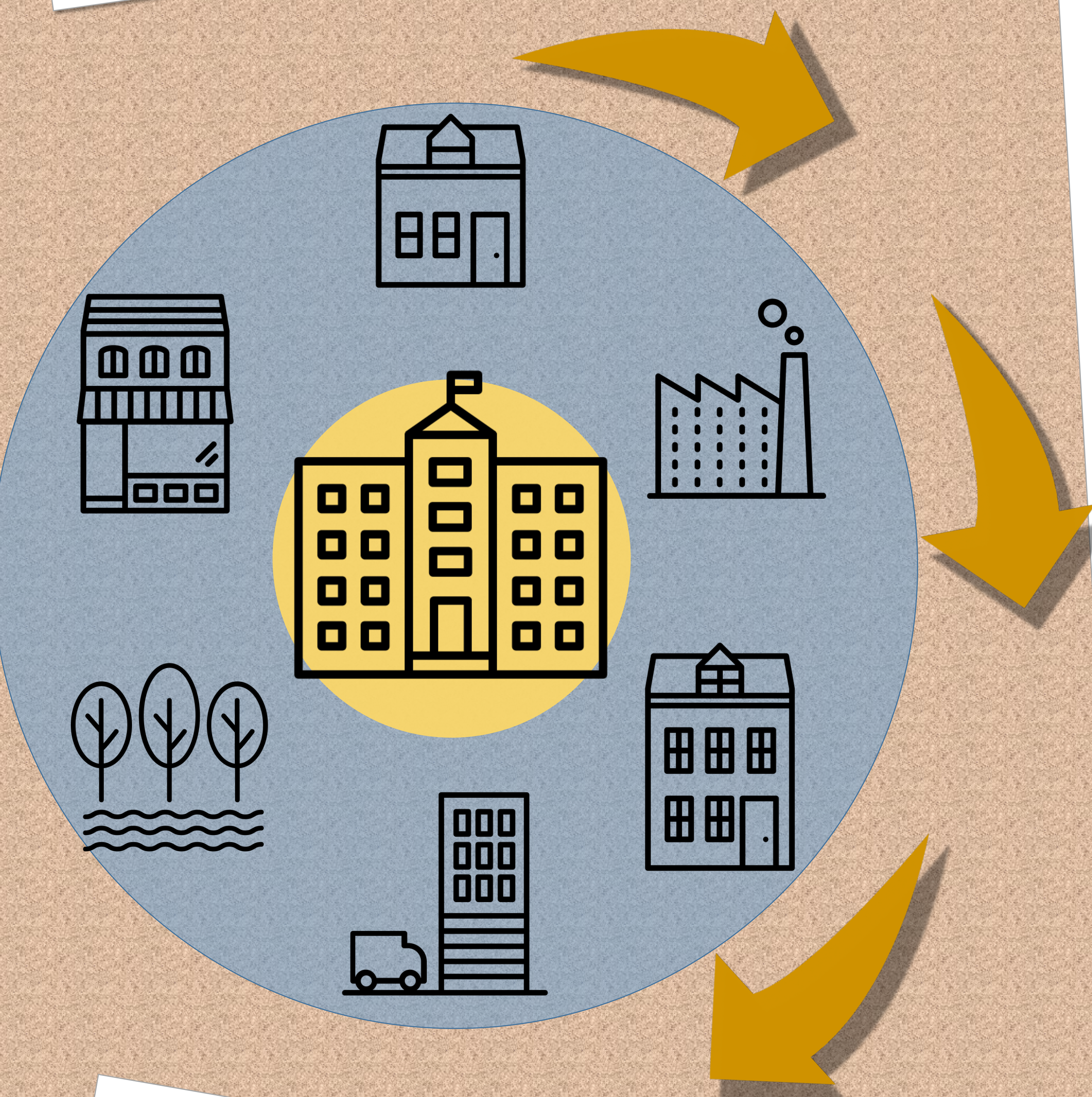
The YPS includes questions relating to physical health, emotional wellbeing, health-related behaviours, perceptions of the local area (including safety and crime) and careers advice/aspirations.





Within schools the survey findings can identify general pupil support requirements; within Hubs the findings can support the commissioning of localised services for improved:



- mental health outcomes (e.g. the work of school emotional wellbeing leads)
- physical health outcomes (e.g. physical activity levels, smoking, use of alcohol, sexual health)
- interventions aimed at tackling wider factors impacting on health (e.g. safety of the local area, careers advice provision).





Although the survey findings relate specifically to young people, improved outcomes would extend to adults, either directly through changes to the local area and provision of services, or indirectly through improvements in the health of, and opportunities for, local children and their families.




Following survey completion, the Hub network was also used to disseminate general survey findings.

Each school taking part in the YPS receives a tailored school-level report. However, in previous years the schools have just used these reports internally and not shared the findings more widely. It is hoped the Hub structure will encourage schools to share their results with other schools within their Hub, to identify good practice and support evidence-informed decision-making within the community.



The PHI team is also in discussions with head teachers and Hub leaders about the possibility of sharing Hub-level findings with other Hubs, to gain the maximum benefit from this important intelligence source.

Take-home message



When carrying out surveys, it is essential to take advantage of all appropriate resources and networks to ensure full engagement with the survey and commitment to utilise the findings.

The Community Hub model is a useful way to engage with schools and foster an environment where intelligence and insight can be shared at a local level to improve outcomes for the local community.

