



Public Health
England

How we use data and evidence to support Public Health: Public Health Intelligence

Scott Anderson

Senior Health Intelligence Specialist

Local Knowledge and Intelligence Service (Yorkshire and the Humber)

Public Health England

What I'll cover

- What is Public Health Intelligence (PHI)?
- PHI in PHE
- Our PHI products

Aspects of PHI

- Populations, geographies, demographics
- Mortality, morbidity, (healthy) life expectancy
- Service use, behaviours, wider determinants
- Inequalities

- Statistics, methods, Data science

Definitions

- “surveillance, monitoring and assessment of health and the determinants of health, plus the development of the public health evidence base and knowledge”

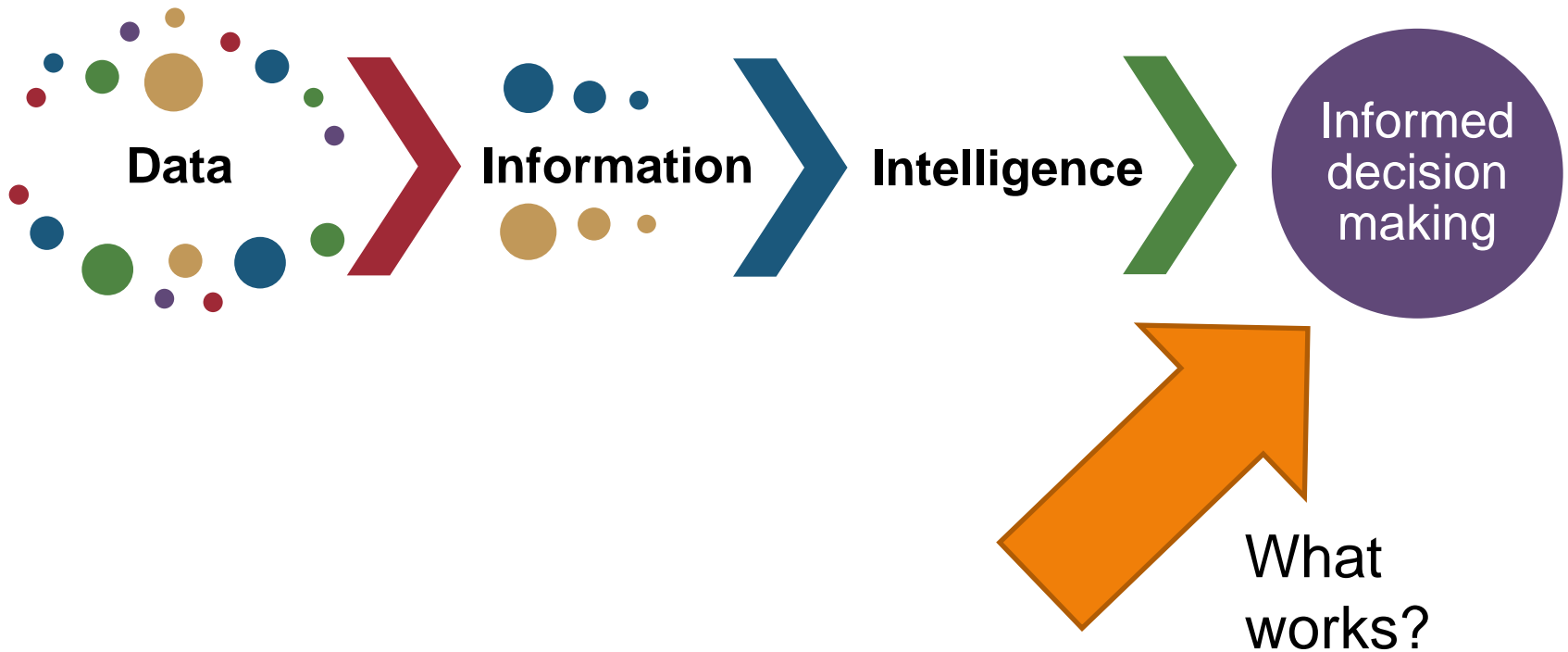
Source: FPH, Functions of the local public health system

- “The public health knowledge and intelligence function underpins the delivery of public health practice”

Source: Healthy Lives, Healthy People: A Public Health Workforce Strategy, Public Health Policy & Strategy Unit, 2014

PHI gets us from data to decisions....

What's happening
/has happened
/might happen?



What I'll cover

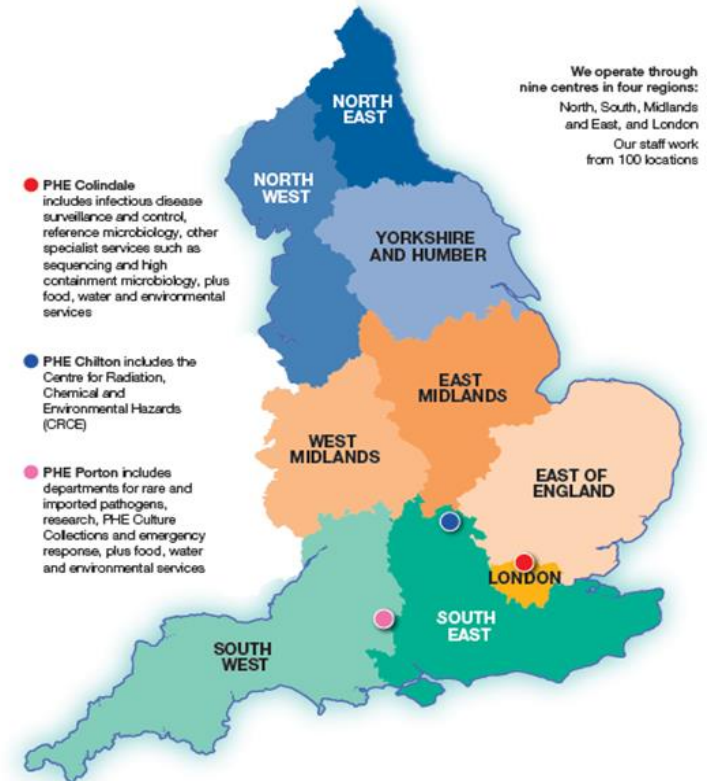
- What is Public Health Intelligence (PHI)?
- **PHI in PHE**
- **Our PHI products**

PHE has over 300 staff working in Knowledge & Intelligence, distributed across nine regions

To deliver a broad range of products and services we employ approximately 5,600 staff:

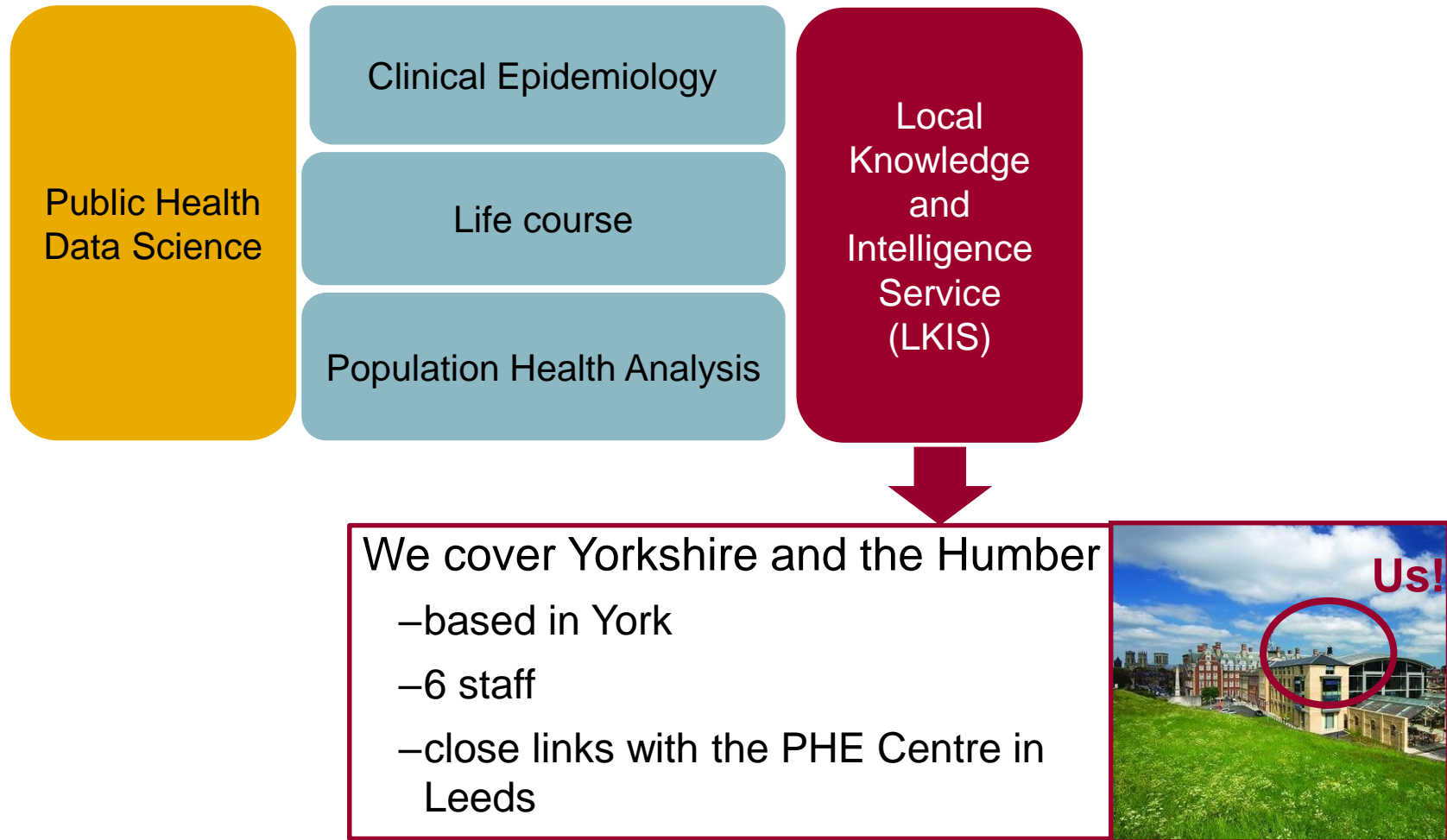
<p>2397 Protection from infectious diseases</p> <p>National centre, regional network and capability to identify infectious disease, surveillance and management of outbreaks</p>	<p>517 Protection from environmental hazards</p> <p>Including chemical, radiation and environmental hazards, emergency response</p>	<p>1075 Local/regional</p> <p>includes:</p> <ul style="list-style-type: none"> • health protection - 539 • screening and immu - 243 • health improvement and population healthcare - 277 	<p>322 Knowledge, intelligence and digital</p> <p>Translating data, research and experience into practical guidance for local decision making; digital capacity and supporting the use of digital technologies.</p>	<p>293 Disease registration</p> <p>Including the world's largest cancer database</p>
<p>264 Screening programmes</p> <p>Developing and quality assuring cancer and noncancer screening programmes</p>	<p>30 Research translation and innovation</p> <p>Enabling rigorous researched evaluation of public health interventions both locally and nationally</p>	<p>199 Health and wellbeing</p> <p>National expertise in public health evidence-based interventions</p>	<p>60 Health marketing</p> <p>Delivering healthy behaviour change campaigns</p>	<p>20 Global health</p> <p>Protecting the UK from emerging international threats, maintaining and developing relations with WHO and other international and national public health agencies</p>
<p>With business support from:</p> <p>Financial and commercial</p> <p>167</p>	<p>Infrastructure (ICT and estates)</p> <p>136</p>	<p>Human resources</p> <p>47</p>	<p>Communications</p> <p>66</p>	<p>Corporate affairs</p> <p>64</p>

Our national and local presence




PHE has eight regional public health laboratories based in large NHS hospitals

Local Knowledge and Intelligence Service (LKIS) is part of Public Health England's Health Intelligence division



What works?



ences? EndNote can help.

Knowledge & Library Services

Welcome to Public Health England's Knowledge and Library Services online. We provide knowledge, library and evidence services to PHE. Our aim is to help protect and improve the nation's health and wellbeing, and reduce inequalities, by providing and mobilising the best available evidence for public health.

Please [contact us](#) with any enquiries.

PHE Staff can use this search box to perform a single search to retrieve books, journals, evidence briefings and practice examples, from a range of information resources: PHE subscribed resources, NHS core content, and open access resources.

N.B. You may experience issues if using Chrome; other browsers appear to be unaffected.

PHE Discovery

Search

Keyword Title Author

LAPH staff can find out more about their EDS [here](#).



<https://phe>

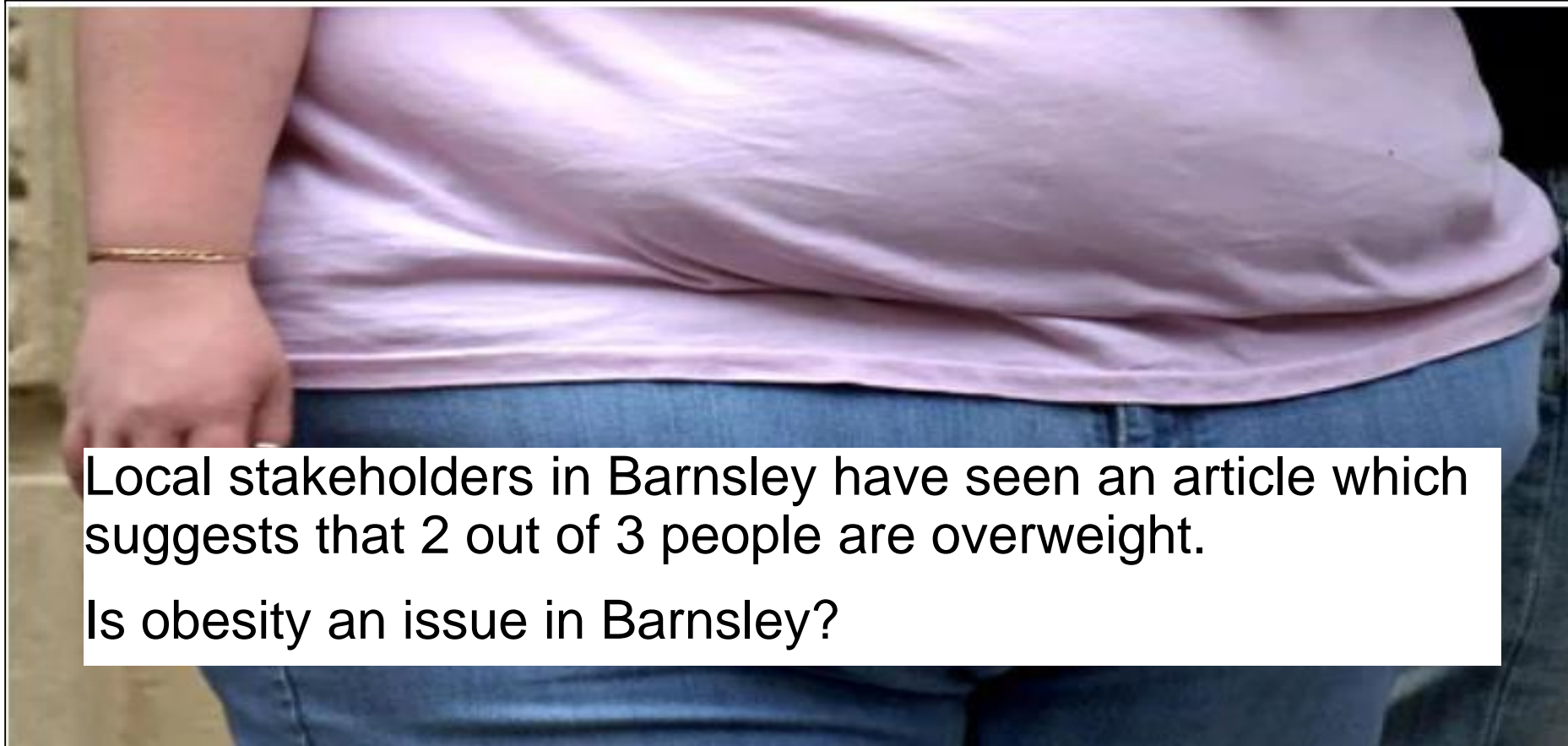
A screenshot of the GOV.UK website. The header includes the GOV.UK logo, a search bar, and navigation links: Departments, Worldwide, How government works, Get involved, Consultations, Statistics, and News and communications. The main content area shows a page titled "Health economics: a guide for public health teams" under the "Guidance" section. The page includes a "Home" link, a "Published 14 May 2017" date, a "Last updated 31 October 2018" date with a "see all updates" link, and a "From: Public Health England" attribution. The "Contents" section lists: "The cost-effectiveness of specific topic areas", "Wider decision support", "Comparing spend and outcomes", "Further supporting materials", and "Getting in touch". A "Related content" section lists: "Health economics: evidence resource", "Spend and outcome tool (SPOT)", and "Estimating the cost-effectiveness of local alcohol and drug treatment".

<https://www.gov.uk/guidance/health-economics-a-guide-for-public-health-teams>

What I'll cover

- What is Public Health Intelligence (PHI)?
- PHI in PHE
- **Our PHI products**

Almost two-thirds of adults in England classed as overweight by health body



Local stakeholders in Barnsley have seen an article which suggests that 2 out of 3 people are overweight.

Is obesity an issue in Barnsley?

What would we like to know?

- How does Barnsley compare to the national or regional average, or to neighbours or peers?
- Are there particular areas within Barnsley driving this?
- Is it getting better, staying the same, or getting worse?
- Is there a particular demographic sub-group driving this?
- What's causing obesity? What are the consequences?

Fingertips is our main PHI product

Public Health Profiles

Indicator keywords

Highlighted Profiles

- Cardiovascular disease, diabetes and kidney disease
- Child and Maternal Health
- Mental Health, Dementia and Neurology
- National General Practice Profiles
- Productive Healthy Ageing
- Public Health Dashboard
- Public Health Outcomes Framework

National Public Health Profiles

- AMR local indicators
- Atlas of Variation
- Cancer Services
- Cardiovascular disease, diabetes and kidney disease
- Child and Maternal Health
- End of Life Care Profiles
- Health Protection
- Inequality Tools
- Inhale - Interactive Health Atlas of Lung conditions in England
- Learning Disability Profiles
- Liver Disease Profiles
- Local Alcohol Profiles for England
- Local Authority Health Profiles
- Local Health
- Local Tobacco Control Profiles
- Marmot Indicators
- Mental Health, Dementia and Neurology
- Modelled prevalence estimates
- Mortality Profile
- Musculoskeletal Conditions
- National General Practice Profiles
- NCMP and Child Obesity Profile
- NHS Health Check
- Physical Activity**
- Productive Healthy Ageing
- Public Health Dashboard
- Public Health Outcomes Framework
- Sexual and Reproductive Health Profiles
- TB Strategy Monitoring Indicators
- Technical Guidance
- Wider Determinants of Health

User Guide



Latest News

June 2019

Productive Healthy Ageing profile launched

Data can now be downloaded with Python using the `fingertips_py` package

March 2019

New Child health profiles published



Physical Activity

Indicator keywords

Key Indicators

Related conditions

Supporting information

[Overview](#)
[Compare indicators](#)
[Map](#)
[Trends](#)
[Compare areas](#)
[Area profiles](#)
[Inequalities](#)
[Definitions](#)
[Download](#)

Area type **County & UA (pre 4/19)** Areas grouped by **Region** Benchmark **England**
 Area **Barnsley** Region **Yorkshire and the Humber**
[Search for an area](#) [CIPFA nearest neighbours to Barnsley](#) [Filter indicators](#)
 Indicator **Percentage of adults (aged 18+) classified as overweight or obese**

Compared with benchmark: ■ Better ■ Similar ■ Worse ■ Not compared

[Hide legend](#)
* a note is attached to the value, hover over to see more details

Areas **All in Yorkshire and the Humber region** All in England Display **Table** Table and chart

Percentage of adults (aged 18+) classified as overweight or obese 2017/18

Proportion - %

[Export table as image](#) [Export table as CSV file](#)

Area	Count	Value	95% Lower CI	95% Upper CI
England	-	62.0	61.7	62.2
Yorkshire and the Humber region	-	64.1	63.2	65.0
North Lincolnshire	-	72.3	68.2	76.4
North East Lincolnshire	-	71.7	67.4	76.0
Kingston upon Hull	-	71.5	67.0	76.0
Doncaster	-	71.4	67.2	75.7
Calderdale	-	69.3	65.5	74.2
Barnsley	-	69.7	65.4	74.2
Wakefield	-	68.9	64.3	73.3
Rotherham	-	62.7	58.0	67.6
Sheffield	-	62.5	60.1	64.8
Leeds	-	61.7	59.3	64.0
Bradford	-	61.5	58.1	64.9
Kirklees	-	61.3	56.5	66.0
North Yorkshire	-	61.3	59.6	63.0
East Riding of Yorkshire	-	58.0	53.3	62.6
York	-	54.4	49.8	59.2

Source: Public Health England (based on Active Lives survey, Sport England)

Physical Activity

Indicator keywords

Key Indicators

Related conditions

Supporting information

[Overview](#)
[Compare indicators](#)
[Map](#)
[Trends](#)
[Compare areas](#)
[Area profiles](#)
[Inequalities](#)
[Definitions](#)
[Download](#)

Area type **County & UA (pre 4/19)** Areas grouped by **Region** Benchmark **England**
 Area **Barnsley** Region **Yorkshire and the Humber**
[Search for an area](#) [CIPFA nearest neighbours to Barnsley](#) [Filter indicators](#)
 Indicator **Percentage of adults (aged 18+) classified as overweight or obese**
[Hide legend](#)

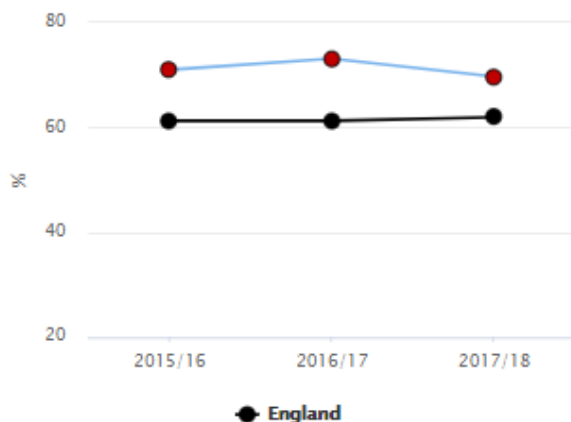
Compared with benchmark: ● Better ● Similar ● Worse ○ Not compared

* a note is attached to the value, hover over to see more details

Trends for **Barnsley** All in Yorkshire and the Humber region Display **Selected indicator** All indicators

Percentage of adults (aged 18+) classified as overweight or obese Barnsley Proportion - %

[Export chart as image](#)
[Show confidence intervals](#)
[Export table as CSV file](#)



Period	Barnsley				Yorkshire and the Humber region	England
	Count	Value	Lower CI	Upper CI		
2015/16	-	71.0%	66.8%	75.2%	64.2%	61.3%
2016/17	-	73.1%	68.5%	77.6%	65.3%	61.3%
2017/18	-	69.7%	65.4%	74.2%	64.1%	62.0%

Source: Public Health England (based on Active Lives survey, Sport England)

Physical Activity

Indicator keywords

Key Indicators

Related conditions

Supporting information

[Overview](#)
[Compare indicators](#)
[Map](#)
[Trends](#)
[Compare areas](#)
[Area profiles](#)
[Inequalities](#)
[Definitions](#)
[Download](#)

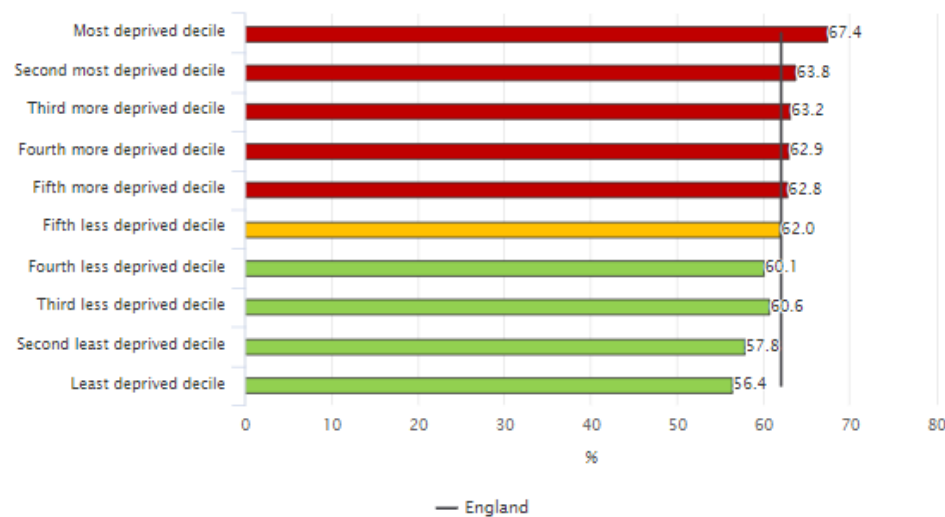
Area type **County & UA (pre 4/19)** Areas grouped by **Region**
 Area **Barnsley** Region **Yorkshire and the Humber**
[Search for an area](#) [CIPFA nearest neighbours to Barnsley](#) [Filter indicators](#)
 Indicator **Percentage of adults (aged 18+) classified as overweight or obese**
[Hide legend](#)

Compared with benchmark: ■ Better ■ Similar ■ Worse ■ Not compared

Display **Latest values** Trends Inequalities for **England** Barnsley

Percentage of adults (aged 18+) classified as overweight or obese England, 2017/18 Proportion - %

[Export chart as image](#) [Export chart as CSV file](#)



- Partition data by:
- Working Status
 - Disability
 - Socioeconomic class
 - County & UA deprivation deciles in England (IMD2015)**
 - District & UA deprivation deciles in England (IMD2015)
 - LSOA11 deprivation deciles in England (IMD2015)**
 - Ethnic groups
 - County & UA deprivation deciles in England (IMD2015, 4/19 geog.)

Want to know more about PHI?

Monthly Information update on recent intelligence products and events

Groups on Knowledge Hub (Khub)

E-learning modules

Bi-monthly free one-day course: Foundations in population health intelligence

Quarterly PHINE Network CPD events



Public Health
England

Further resources:
Want to know more about PHI?

Intelligence Updates



Public Health
England

Local Knowledge and Intelligence Service Yorkshire and Humber

Intelligence Update – September 2019

Welcome

Welcome to the Intelligence Update for September 2019 for the Yorkshire and the Humber Knowledge and Intelligence Network. This document provides you with updates about Public Health England (PHE) tools and resources, together with key points for Yorkshire and the Humber, and news of publications and events. We welcome your feedback and suggestions about the content of this Intelligence Update, our work, or suggestions for any other support that you would like. Please email us on LKISYorkshireandHumber@phe.gov.uk

Contents

In focus this month: The Health Profile for England, 2019.....	2
Local events and training.....	3
Updates from PHE's Population Health Analysis team.....	4
Health Intelligence Network updates.....	4
RightCare update.....	5
Knowledge and Library Services updates.....	6
Recent data releases.....	7
Upcoming data releases.....	8
Public Health in the news.....	9
National conferences.....	10
Useful information.....	12

**[Email Ceri.Wyborn@phe.gov.uk](mailto:Ceri.Wyborn@phe.gov.uk) to
join the distribution list**

To join:

- 1) go to www.khub.net
- 2) Register
- 3) Search for *PHE Yorkshire and the Humber* and *PHE National Health Intelligence*
- 4) Request to join

Knowledgehub GROUPS PEOPLE NETWORKS

Mia

PHE Yorkshire and the Humber

Public Health England

FORUM LIBRARY EVENTS WIKI MEMBERS

PHE National Health Intelligence

This group will keep you up to date with the latest news and developments in public health intelligence. We recommend that you join this group to access national content and connect with a broader community of users. It should be used alongside your local Khub group.

This group is under development and we would welcome feedback and suggestions on how it could be improved. The information is constantly evolving and will be reviewed regularly. If you are aware that any content has become out of date or that links are broken, please let us know.

Any of the information or activity posted via this site does not necessarily represent the view, or have the endorsement of Public Health England, unless expressly identified as such.

Facilitators
Charlotte Bamford , Robyn Bates , Peter Cornish , Janine Dellar , Katie Dykes , Irina Holland , Denise McCoy , James Perry , Helen Shaw , Jo Wall , Graeme Walsh , Julia Yelloly

You joined

Add to favourites

Subscribe

Leave the group

Started - December 2018
151 Members

E-learning

Access our e-learning programmes on the e-LfH Hub [Register / Log in >](#)

e-LfH
e-Learning for Healthcare

NHS
Health Education England

Home **Programmes** About News Support Demo Contact us

Sections

Public Health Intelligence

Using data and information to understand the health and wellbeing of the public

This programme is in partnership with...

www.e-lfh.org.uk/programmes/public-health-intelligence/

Access our e-learning programmes on the e-LfH Hub [Register / Log in >](#)

e-LfH
e-Learning for Healthcare

NHS
Health Education England

Home **Programmes** About News Support Demo Contact us

Sections

Health Economics and Prioritisation in Public Health

To provide the underlying economic theory to support prioritisation and decision making in the local health and social care system

This programme is in partnership with...

NHS Health Education England

Public Health England

www.e-lfh.org.uk/programmes/health-economics-and-prioritisation-in-public-health/

A foundation course in population health intelligence

A free workshop to familiarise you with, or provide a refresher on, population health intelligence and its use in everyday public health practice

The course covers:

- basic statistical techniques (confidence intervals, standardisation)
- PHE online profiles and tools, with a focus on Fingertips and SHAPE

The course consists of:

- two e-learning modules
- an interactive and hands-on day, based around relevant case studies

When: 3 December 2019, 9.30-4

Where: City of York Council, West Offices, York

Apply: via Eventbrite, [here](#).

PHINE Network

(PHINE = Public Health Intelligence North of England)

Quarterly CPD events targetting LA analysts but open to anyone with an interest in PHI:

- Dec18 Suicide, self-harm and drug-related deaths
- Mar 19 Multi-morbidity and frailty
- Jul 19 Population Health Intelligence
- Sep19 Health Inequalities & Inclusive Growth

[Email Ceri.Wyborn@phe.gov.uk](mailto:Ceri.Wyborn@phe.gov.uk) for more information

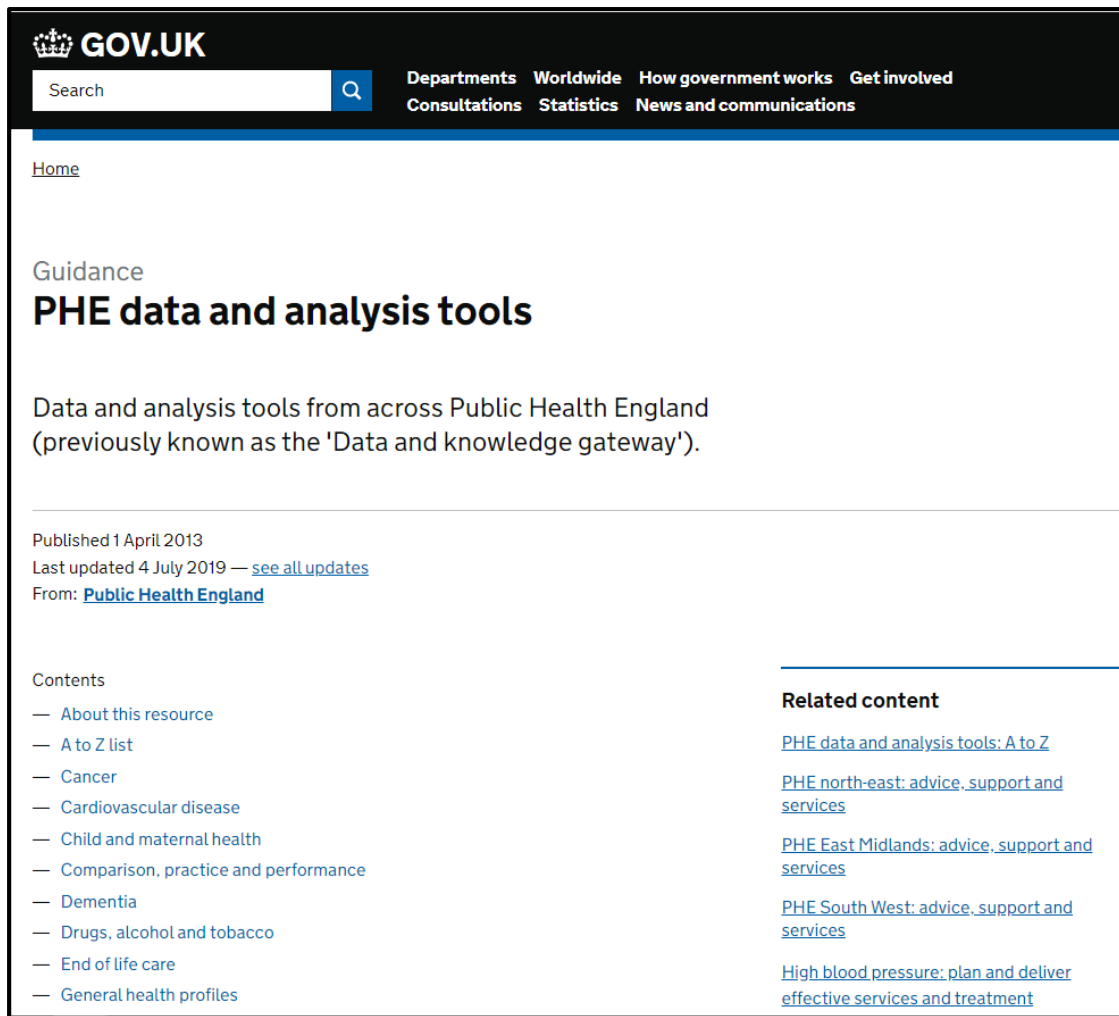




Public Health
England

Further resources: PHI products and tools

Where to find PHE health intelligence



The screenshot shows the GOV.UK website interface. At the top left is the GOV.UK logo. To its right is a search bar with the text 'Search' and a magnifying glass icon. Further right are navigation links: 'Departments', 'Worldwide', 'How government works', 'Get involved', 'Consultations', 'Statistics', and 'News and communications'. Below the navigation is a blue horizontal bar. The main content area has a 'Home' link. Under 'Guidance', the title 'PHE data and analysis tools' is displayed in a large, bold font. Below the title is a paragraph: 'Data and analysis tools from across Public Health England (previously known as the 'Data and knowledge gateway')'. A horizontal line separates this from the publication information: 'Published 1 April 2013', 'Last updated 4 July 2019 — [see all updates](#)', and 'From: [Public Health England](#)'. Below this is a 'Contents' section with a list of links: 'About this resource', 'A to Z list', 'Cancer', 'Cardiovascular disease', 'Child and maternal health', 'Comparison, practice and performance', 'Dementia', 'Drugs, alcohol and tobacco', 'End of life care', and 'General health profiles'. To the right of the contents is a 'Related content' section with four links: 'PHE data and analysis tools: A to Z', 'PHE north-east: advice, support and services', 'PHE East Midlands: advice, support and services', and 'PHE South West: advice, support and services'. Below these is another link: 'High blood pressure: plan and deliver effective services and treatment'.

<https://www.gov.uk/guidance/phe-data-and-analysis-tools>

A signposting guide is available on Khub, in the PHE National Health Intelligence group

< Signposting guide

 Add to favourites  Add Child Page  Edit  Details  Print

The Purpose of this Guide

This guide is designed to provide information about data and tools that can support the identification and prioritisation of local population health and wellbeing needs, and the development of plans to address them.

The guide provides information about how to access these resources. It is best used electronically. All dark red text in the body of the document (excluding titles and headings) is hyperlinked to an information source or organisation. Please note that all links were correct at time of publication but these are subject to change.

Signposting to existing resources

There is now a wealth of online health data tools and resources available to support local action to improve health and reduce health inequalities. In fact, one of the challenges facing those wishing to access health intelligence is navigating the vast range of data now available. This guide does not attempt to provide a comprehensive overview of the myriad of health intelligence resources available but rather:

- provides an overview on where to look for common population health intelligence resources
- summarises the key resources available from Public Health England (PHE) and NHS England
- provides links for where to go to seek further advice

<https://khub.net/group/phe-local-knowledge-and-intelligence-services/group-wiki/-/wiki/Main/Signposting+guide>